



### Main features

- Profibus node number programmer for MK4-P and IK4-P transducers.
- Powered from 10-32 VDC line (also powers the sensor), optional wall adapter.
- Simple onboard user interface

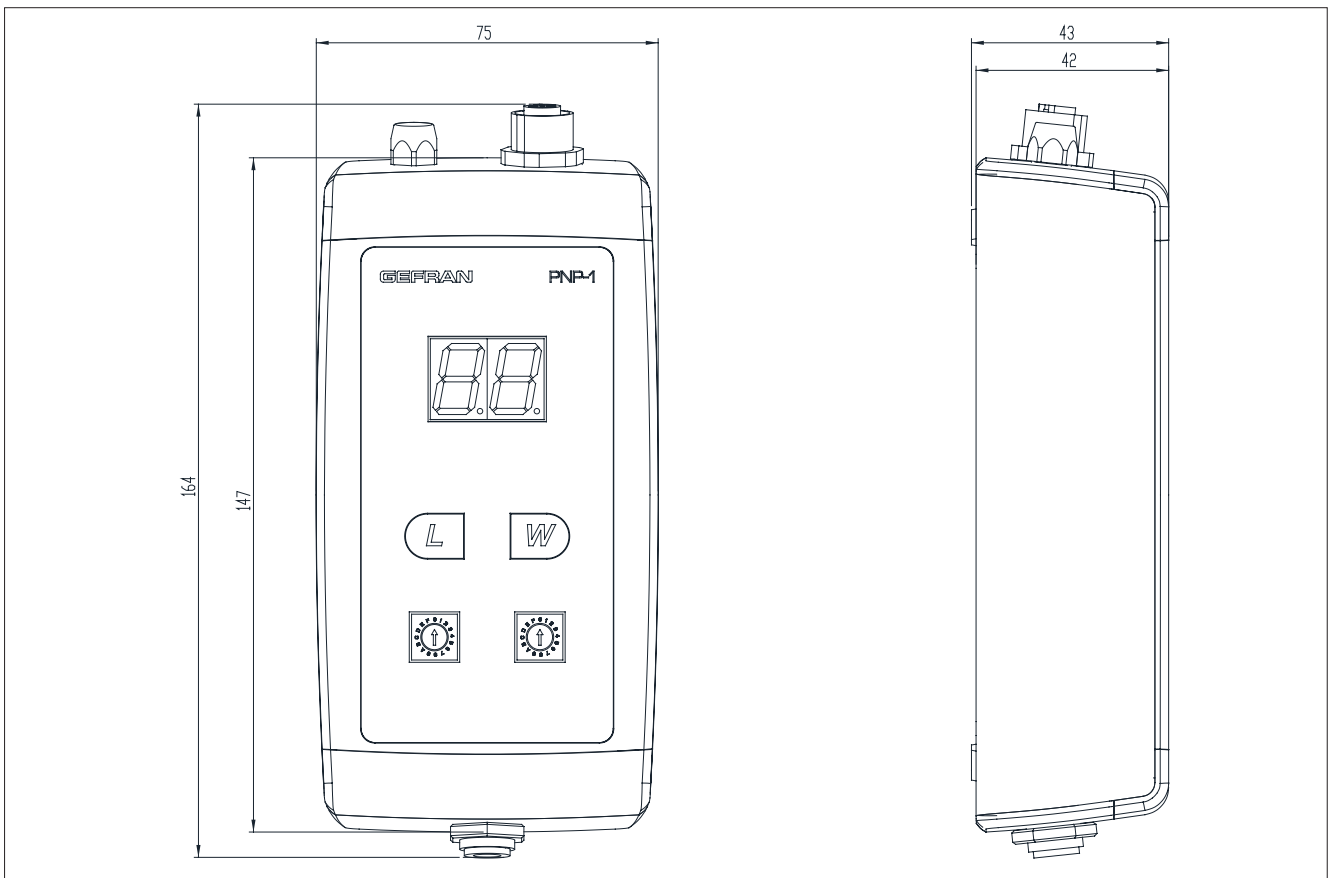
The Profibus node number programmer sets the node number for a series MK4-P / IK4-P sensor by connecting the programmer directly to the sensor you want.

Therefore, a Class 2 Master is no longer required for this operation.

### TECHNICAL DATA

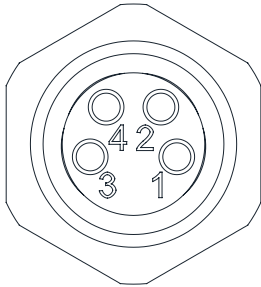
Power supply	10-32Vdc (wall adapter supplied as option)
Max power supply ripple	1Vpp
Current draw	2 W
Polarity inversion protection	YES
Overvoltage protection	YES
Self-resetting internal fuse	YES
Work temperature	- 20....+50°C
Storage temperature	- 20....+50°C

### MECHANICAL DIMENSIONS



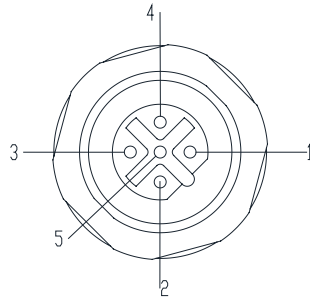
## ELECTRICAL CONNECTIONS

M8 F (Supply OUT 24 Vdc)	
PIN	FUNCTION
1	POWER SUPPLY Out + (24 Vdc)
2	NC
3	POWER SUPPLY Out + (0 V)
4	NC



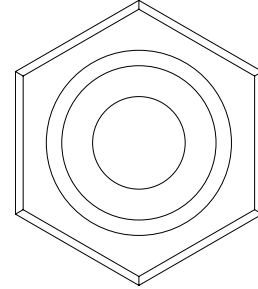
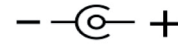
POWER SUPPLY OUT

M12 F (Profibus OUT)	
PIN	FUNCTION
1	5VD_ISO
2	LINE_A/N
3	GND_ISO
4	LINE_B/P
5	GROUND




TO MK4P/IK4P

Jack 2.1 mm (Supply IN 24 Vdc)	
PIN	FUNCTION
1	POWER SUPPLY IN + (24 Vdc)
2	POWER SUPPLY IN + (0 V)



POWER SUPPLY IN

## INSTALLATION AND USE



See the Instruction and Installation Manual for the Node Number Programmer.

## ORDER CODE

PNP- Programmer  X

Model

PNP

1

## ACCESSORIES (ordered separately)

1.5M CABLE M8 4P M/F TPU SHIELDED (SUPPLY)	CAV196
1.5M CABLE M12 5P M/F PVC SHIELDED (PROFI)	CAV195
WALL ADAPTER 24 VDC, 0.625 A, 15 W, P1J	PKIT629