

G series

PRODUCT DATA SHEET

Immersion Coil

Designed for the high demands of corrosive chemical heating or cooling

For use in most alkaline or acid solutions

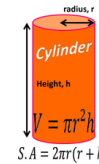
Vertical or horizontal configurations

Every inch of coil surface is active exchange area

2-inch thick, low profile design



316 stainless steel, Zirconium, Hastelloy C and Titanium



4.6 square foot to 89.9 square foot of exchange area



100 PSI working pressure (steam or water)

G SERIES, GRID COILS														
12" WIDTH (8 TUBES)					18" WIDTH (12 TUBES)					24" WIDTH (16 TUBES)				
VERTICAL SQUARE FEET	HORIZONTAL SQUARE FEET	LENGTH In.(mm)	MODEL NUMBER	SHIP Lbs.(kg)	VERTICAL SQUARE FEET	HORIZONTAL SQUARE FEET	LENGTH In.(mm)	MODEL NUMBER	SHIP Lbs.(kg)	VERTICAL SQUARE FEET	HORIZONTAL SQUARE FEET	LENGTH In.(mm)	MODEL NUMBER	SHIP Lbs.(kg)
4.5	3.8	24 (610)	*8G-24	12 (5.4)	6.8	5.6	24 (610)	*12G-24	15 (6.8)	9.1	7.5	24 (610)	*16G-24	19 (8.6)
5.6	4.8	30 (762)	*8G-30	14 (6.4)	8.4	7.2	30 (762)	*12G-30	18 (8.2)	11.2	9.6	30 (762)	*16G-30	23 (10.4)
6.6	5.8	36 (914)	*8G-36	16 (7.3)	9.9	8.8	36 (914)	*12G-36	21 (9.5)	13.3	11.7	36 (914)	*16G-36	28 (12.7)
8.7	7.9	48 (1219)	*8G-48	18 (8.2)	13.1	11.9	48 (1219)	*12G-48	26 (11.8)	17.5	15.9	48 (1219)	*16G-48	33 (15)
10.8	10.0	60 (1524)	*8G-60	23 (10.4)	16.2	15.1	60 (1524)	*12G-60	32 (14.5)	21.6	20.1	60 (1524)	*16G-60	40 (18.1)
12.9	12.1	72 (1829)	*8G-72	28 (12.7)	19.4	18.2	72 (1829)	*12G-72	37 (16.8)	25.8	24.3	72 (1829)	*16G-72	47 (21.3)
15.0	14.2	84 (2134)	*8G-84	31 (14.1)	22.5	21.3	84 (2134)	*12G-84	42 (19.1)	30.0	28.4	84 (2134)	*16G-84	54 (24.5)
17.1	16.3	96 (2438)	*8G-96	34 (15.4)	25.7	24.5	96 (2438)	*12G-96	47 (21.3)	34.2	32.6	96 (2438)	*16G-96	61 (27.7)
19.2	18.4	108 (2743)	*8G-108	38 (17.2)	28.8	27.6	108 (2743)	*12G-108	53 (24)	38.4	36.8	108 (2743)	*16G-108	69 (31.3)
21.3	20.5	120 (3048)	*8G-120	41 (18.6)	31.9	30.8	120 (3048)	*12G-120	58 (26.3)	42.6	41.0	120 (3048)	*16G-120	76 (34.5)
23.4	22.6	132 (3353)	*8G-132	46 (20.9)	35.1	33.9	132 (3353)	*12G-132	64 (29)	46.8	45.2	132 (3353)	*16G-132	82 (37.2)
25.5	24.7	144 (3658)	*8G-144	49 (22.2)	38.2	37.0	144 (3658)	*12G-144	69 (31.3)	51.0	49.4	144 (3658)	*16G-144	88 (39.9)
30" WIDTH (20 TUBES)					36" WIDTH (24 TUBES)					42" WIDTH (28 TUBES)				
VERTICAL SQUARE FEET	HORIZONTAL SQUARE FEET	LENGTH In.(mm)	MODEL NUMBER	SHIP Lbs.(kg)	VERTICAL SQUARE FEET	HORIZONTAL SQUARE FEET	LENGTH In.(mm)	MODEL NUMBER	SHIP Lbs.(kg)	VERTICAL SQUARE FEET	HORIZONTAL SQUARE FEET	LENGTH In.(mm)	MODEL NUMBER	SHIP Lbs.(kg)
11.3	9.4	24 (610)	*20G-24	22 (10)	13.6	11.3	24 (610)	*24G-24	28 (12.7)	15.9	13.1	24 (610)	*28G-24	32 (14.5)
14.0	12.0	30 (762)	*20G-30	28 (12.7)	16.8	14.4	30 (762)	*24G-30	31 (14.1)	19.5	16.8	30 (762)	*28G-30	38 (17.2)
16.6	14.6	36 (914)	*20G-36	33 (15)	19.9	17.5	36 (914)	*24G-36	38 (17.2)	23.2	20.5	36 (914)	*28G-36	45 (20.4)
21.8	19.9	48 (1219)	*20G-48	40 (18.1)	26.2	23.8	48 (1219)	*24G-48	48 (21.8)	30.5	27.8	48 (1219)	*28G-48	56 (25.4)
27.1	25.1	60 (1524)	*20G-60	48 (21.8)	32.5	30.1	60 (1524)	*24G-60	57 (25.9)	37.9	35.1	60 (1524)	*28G-60	68 (30.8)
32.3	30.3	72 (1829)	*20G-72	58 (26.3)	38.7	36.4	72 (1829)	*24G-72	68 (30.8)	45.2	42.5	72 (1829)	*28G-72	80 (36.3)
37.5	35.6	84 (2134)	*20G-84	68 (30.8)	45.0	42.7	84 (2134)	*24G-84	79 (35.8)	52.5	49.8	84 (2134)	*28G-84	92 (41.7)
42.8	40.8	96 (2438)	*20G-96	76 (34)	51.3	49.0	96 (2438)	*24G-96	89 (40.4)	59.9	57.1	96 (2438)	*28G-96	103 (46.7)
48.0	46.0	108 (2743)	*20G-108	83 (37.7)	57.6	55.2	108 (2743)	*24G-108	99 (44.9)	67.2	64.4	108 (2743)	*28G-108	115 (52.2)
53.2	51.3	120 (3048)	*20G-120	92 (41.7)	63.9	61.5	120 (3048)	*24G-120	109 (49.4)	74.5	71.8	120 (3048)	*28G-120	126 (57.2)
58.5	56.5	132 (3353)	*20G-132	100 (45.4)	70.2	67.8	132 (3353)	*24G-132	119 (54)	81.9	79.1	132 (3353)	*28G-132	140 (63.5)
63.7	61.7	144 (3658)	*20G-144	109 (49.4)	76.4	74.1	144 (3658)	*24G-144	129 (58.5)	89.2	86.4	144 (3658)	*28G-144	150 (68)



Features & Values

- Wide variety of materials available for use in heating or cooling applications for alkaline or acid solutions and rinse tanks. Check solution guide or consult with your chemical supplier for proper sheath material.
- Heavy wall, 20 gauge metal tubing available in steel, 316 stainless steel and titanium.
- 1" diameter tubing and 1" MNPT connection fittings standard.
- 4.6 square foot to 89.9 square foot of exchange area
- Single point connections reduce the potential for leaks and simplify installation.
- NOTE: Inlet and outlet connections must be sized to adequately handle water and steam volume requirements. Generally, larger inlet sizes are needed for grid coils larger than 33 sq. ft. (for steam) and 25 sq. ft. (for water).

Specifications

Safety Features

- Integral inlet and outlet manifolds for single point connections greatly reduce the potential for leaks and simplifies installation

Pressure

100 PSI working pressure (steam or water)

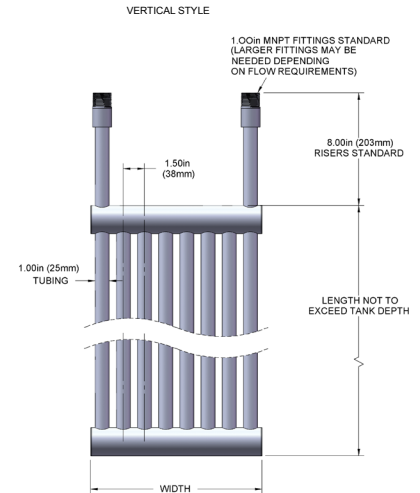
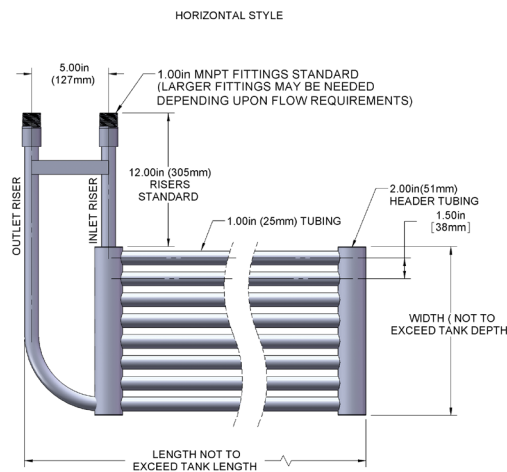
Options

- Mounting Hangers
- Vertical or horizontal configurations
- Heavier gauge tubing or pipe
- Zirconium, Hastelloy C and other alloys available
- Vacuum Breakers
- Special riser sizes, fittings, lengths, and configurations
- Non-conductive isolator couplings

Dimensions

CONNECTION GUIDELINES*		CONNECTION GUIDELINES*	
Water Flow Rate (per coil)	Coil Inlet/Outlet Size	Steam Flow Rate (per coil)	Coil Inlet Size
1-24 GPM	1 inch (B)	1-400 #/hr	1 inch (B)
25-35 GPM	1-1/4 inch (C)	401-525 #/hr	1-1/4 inch (C)
36-54 GPM	1-1/2 inch (D)	526-780 #/hr	1-1/2 inch (D)
55-80 GPM	2 inch (E)	781-1400 #/hr (outlet remains 1" NPT)	2 inch (E)

*consult factory



Model Number Breakdown

T		8		G		30		H		S		R18		BB	
Series	No. of Tubes	Style Coil	Coil Length	Configuration	Service Conditions	Riser Height & Misc.		Inlet/Outlet Sizes							
P = Steel	8	G = Grid style	Length in inches (not to exceed tank length) Ex: '-24 = 24"	H = Horizontal	S = Steam	no designator (horizontal style) = 12" riser (std)		A = 3/4" MNPT							
S = 316 stainless steel	12			V = Vertical	W = Water	no designator (vertical style) = 8" riser (std)		B = 1" MNPT							
T = Titanium	16			Note: for vertical style, coil length is a vertical dimension		-R = specify custom riser height		C = 1-1/4" MNPT							
H = Hastelloy C®	20					-Ex: '-R30 = 30" riser height		D = 1-1/2" MNPT							
Z = Zirconium	24					-BR = bottom style coil, specify riser height		E = 2" MNPT							
	28					F = 1/2" FNPT		G = 3/4" FNPT							
						H = 1" FNPT		J = 1/2" FNPT							
								Ex: BA = 1" inlet/3/4" outlet							

