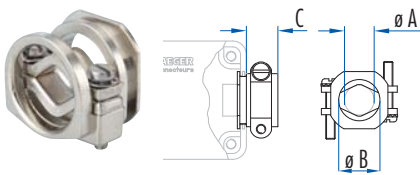


Cable clamps for the Standard, Rapid, Miniature, Industrial and Industrial High-Performance Series

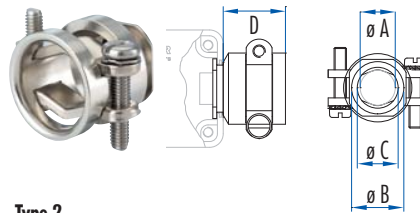
To support the cable, **cable connectors** and **coupler connectors** must be fitted with a connection accessory suitable for the diameter of the cable. Cable clamps support the cable and therefore avoid unnecessary and hazardous traction on the wire / contact connections. They are composed of a brass or light alloy barrel and two flanges assembled by two screws locked by toothed washers.

These elements are protected by a nickel or olive-green cadmium coating. The cable clamps are held tightly together between the two shells of the cable connector or coupler connector housing or the housing of the panel connector for rectangular connectors, or are screwed at the rear of the body of the cable connector or coupler connector for circular connectors.



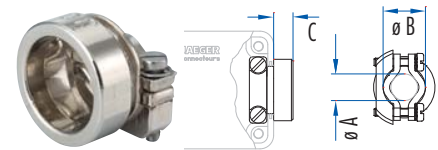
Type 1

Housing	Part Number	Type 1 – Dimensions mm		
		ø A min.	ø B max.	C
1	532 900 006	3	9	8,5
1	532 894 006	7,5	9	11,5
2	532 960 006	7	13	10,2
3-4	532 940 006	12	18	13
5	630 171 006	15	23	14,7



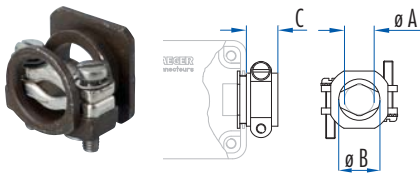
Type 2

Housing	Part Number	Type 2 – Dimensions mm			
		ø A min.	ø B max.	ø C max.	D
1	532 328 006	8,2	13	9	17,1
2	532 329 006	11,8	18	13	20,1
3-4	532 350 006	14,8	23	18	24



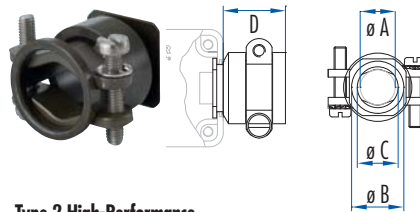
Type 3

Housing	Part Number	Type 3 – Dimensions mm		
		ø A min.	ø B max.	C
1	630 135 006	3	9	5
2	630 138 006	7	13	6
3-4	630 155 006	10	18	7
5	630 175 006	10	23	10



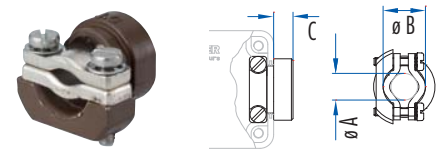
Type 1 High-Performance

Housing	Part Number*	Type 1 – Dimensions mm		
		ø A min.	ø B max.	C
1	532 900 256	3	9	12,3
2	532 960 256	7	13	13



Type 2 High-Performance

Housing	Part Number*	Type 2 – Dimensions mm			
		ø A min.	ø B max.	ø C max.	D
1	532 328 256	8,2	13	9	17,1
2	532 329 256	11,8	18	13	20,1



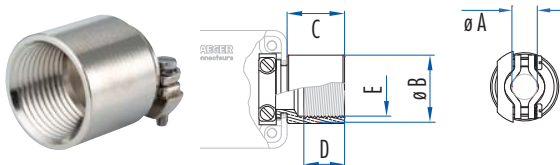
Type 3 High-Performance

Housing	Part Number*	Type 3 – Dimensions mm		
		ø A min.	ø B max.	C
1	630 135 256	3	9	5
2	630 138 256	7	13	6

* olive-green cadmium coating, no RoHS

* olive-green cadmium coating, no RoHS

* olive-green cadmium coating, no RoHS



Pg end fitting with cable clamps

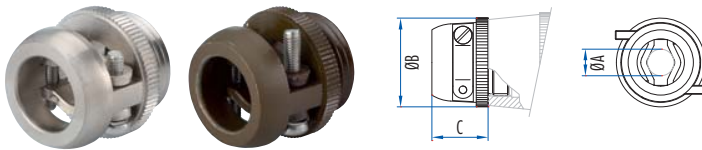
Housing	Part Number	Dimensions mm					
		ø A max.	ø A min.	ø B	C	D	E (Pg)
1	536 821 006	9	3	18	18,5	13	9
1	536 822 006	13	7	22	18,5	13	11
3-4	536 823 006	18	10	26	22	17	16

RoHS

Cable clamps for the Waterproof Series

To support the cable, **cable connectors** and **coupler connectors** must be fitted with a connection accessory suitable for the diameter of the cable. Cable clamps support the cable and therefore avoid unnecessary and hazardous traction on the wire / contact connections. They are composed of a brass or light alloy barrel and two flanges assembled by two screws locked by toothed washers.

These elements are protected by a nickel or olive-green cadmium coating. The cable clamps are screwed at the rear of the body of the cable connector or the coupler connector.



Housing	Nickel-plated	Part Number*	Capacity of the cable clamp		Dimensions mm		
			Ø A min.	Ø A max.	Ø B	C	Pg
1	633 421 006	633 421 256	7,5	12	23	16	11
2	633 422 006	633 422 256	10	17	30	19	16
3	633 423 006	633 423 256	15,5	23	39	28	21
4		633 424 256	15,8	24	48	28	29
5		633 425 256	19	32	56	34	36

* olive-green cadmium coating, no RoHS

RoHS