



FTE120

OEM Air Velocity Transmitter



| Features |

- 0 ... 2 m/s, low wind speed measurement
- 4 ... 20 mA / 0 ... 10 V output
- Accuracy : $\pm 2\%$ F.S.
- Compact size and light weight, can be installed fast and easily
- Polycarbonate housing, great electrical insulation and flame-retardant properties
- RS-485 programmable software : Data logger / Charts

| Applications |

Air handling systems / Fume hood / Biological safety cabinets / Clean room / Laboratory / Industrial machinery and equipment

| Specification |

Input

Sensor	RTD Thermal mass flow sensor
Measuring range	0 ... 30 m/s
Minimum measuring range	0.2 m/s, 0.1 m/s(optional)

Output

Signal	4 ... 20 mA / 0 ... 10 V / RS-485
Accuracy	±2% F.S.
Temp. influence	0.2% / °C
Response time	t90 ≤ 5 sec
Load resistance	Current output : ≤ 500 Ω Voltage output : ≥ 100 KΩ
Installation angle effect	<3% of the measured value (When the installation angle < 10°)
Warm-up time	< 2 min.

Environmental

Medium	Air
Body operating Temp.	0 ... 50°C
Body operating Humid.	95%RH(Non-condensing)
Storage Temp.	-20 ... +60°C

Electrical

Power supply	DC 24 V ± 10%
Current consumption	100 mA
Overvoltage protection	DC : < 40V
Electrical connections	PVC cable

Installation

Installation	PC nut type
	PT movable thread type
	Inline type

Protection

IP rating	IP 65
Electrical protection	■ Reverse polarity ■ Over-voltage ■ Short-circuit

Certification

Certification	CE
---------------	----

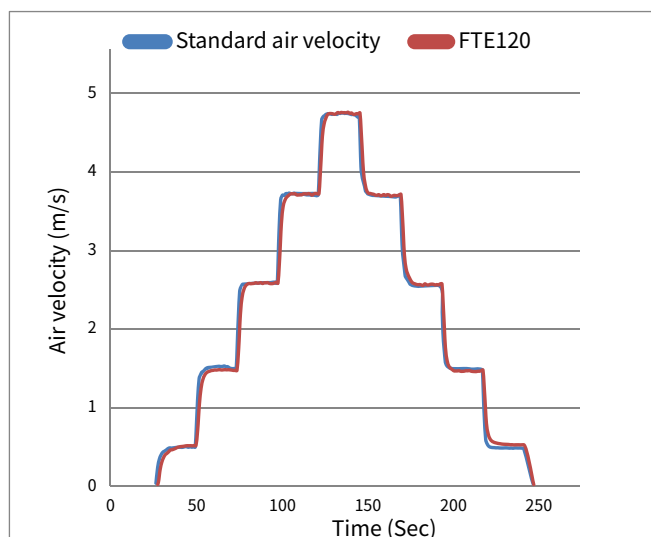
Material

Housing	PC
Weight	133g

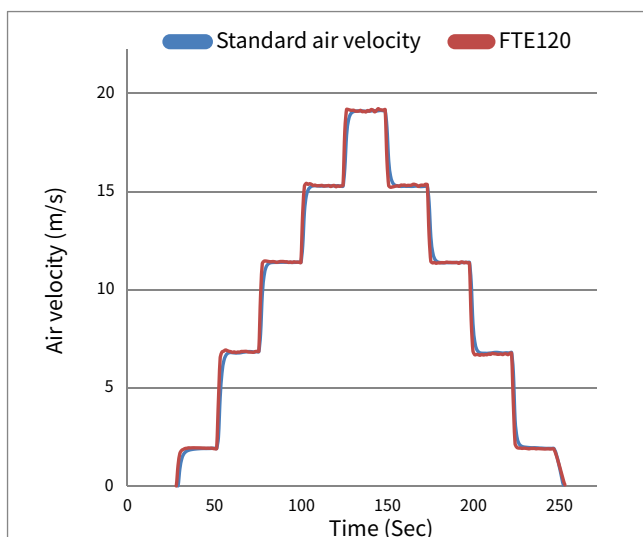
*Please make sure the product and the device which connect with RS-485 are on common ground, avoid damaged product.

| Measuring Curve |

■ Air velocity 5 m/s

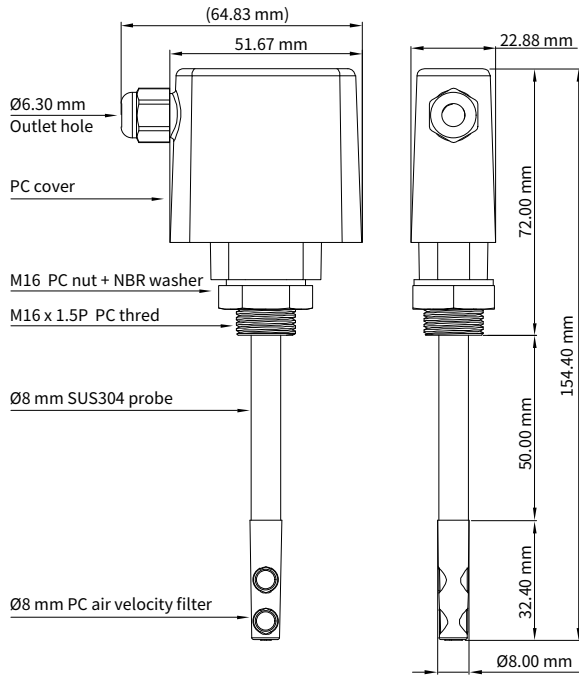


■ Air velocity 20 m/s

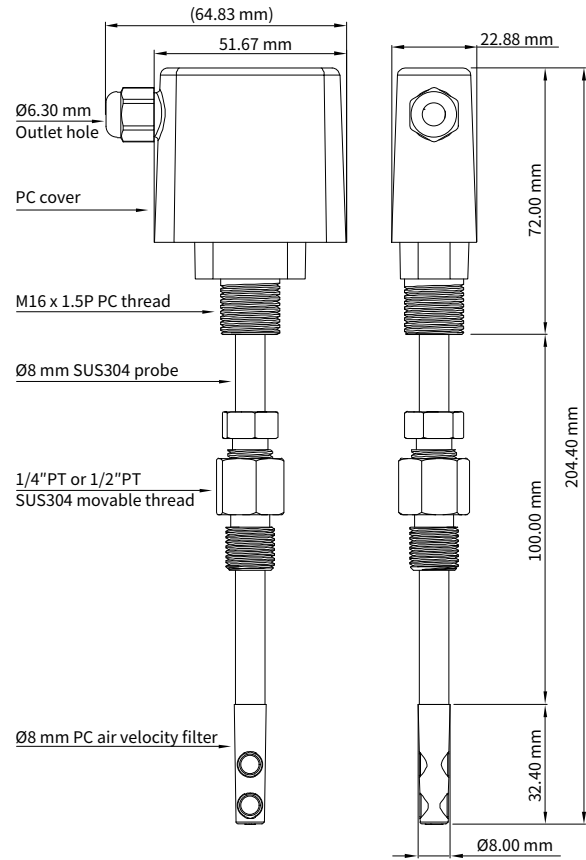


Dimension

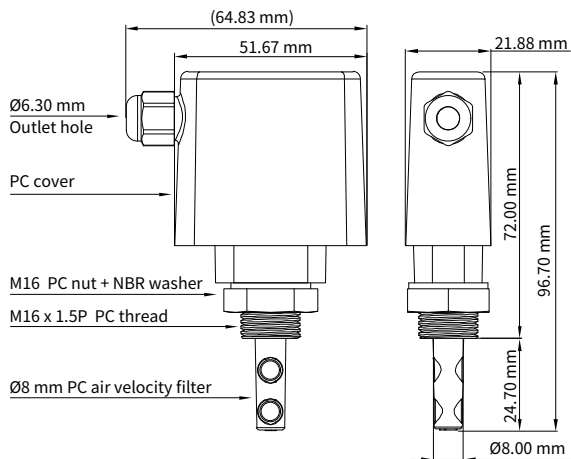
PC nut type-5 cm



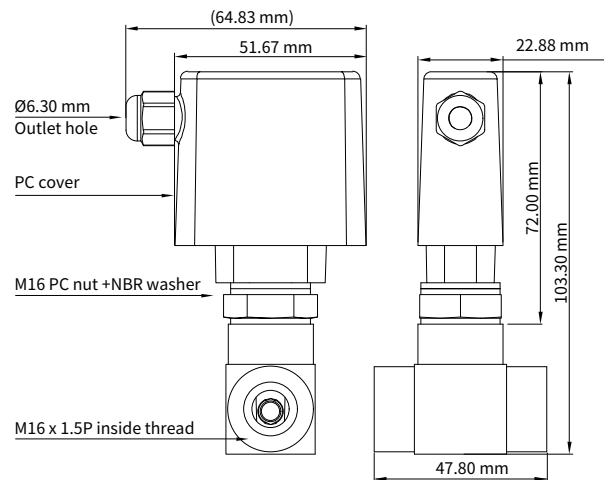
PT movable thread type-10 cm



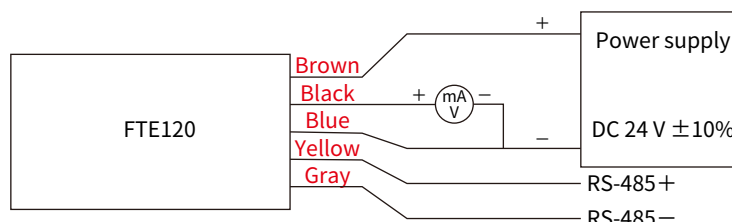
PC nut type-0 cm



Inline type

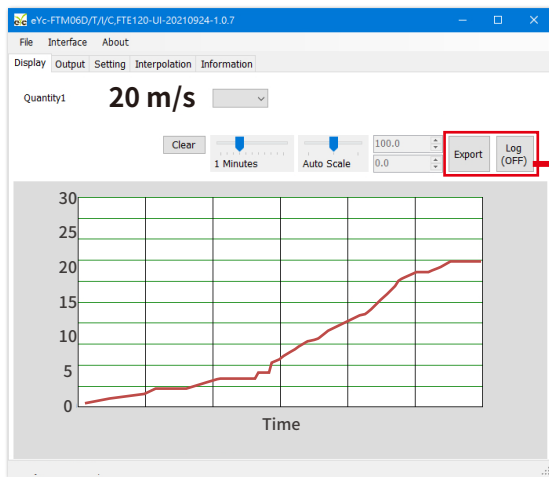


Connection Diagram



| With RS-485 Software |

■ Data logger and Charts



Charts

時間	標準風速#	數位溫度#	數位溫度#	數位CTA#	數位
1/9/2 下午 02:15:12	6.859	269.4632	269.3882	2.1243	2.8
1/9/2 下午 02:15:17	7.1227	269.4699	269.3876	2.1872	2.670
1/9/2 下午 02:15:22	7.2015	269.4835	269.3862	2.2139	2.253
1/9/2 下午 02:15:27	7.1837	269.4699	269.3854	2.2252	1.88
1/9/2 下午 02:15:32	7.2276	269.4835	269.3863	2.2304	1.679
1/9/2 下午 02:15:37	7.2223	269.4699	269.3863	2.2323	1.576
1/9/2 下午 02:15:42	7.195	269.4767	269.3866	2.2325	1.526
1/9/2 下午 02:15:47	7.2368	269.4632	269.3853	2.2326	1.503
1/9/2 下午 02:15:52	7.229	269.4699	269.3839	2.2328	1.489
1/9/2 下午 02:15:57	7.2038	269.4699	269.3835	2.2327	1.480
1/9/2 下午 02:16:02	7.2153	269.4767	269.3855	2.2324	1.473
1/9/2 下午 02:16:07	7.1916	269.4767	269.3834	2.2319	1.467
1/9/2 下午 02:16:12	7.2202	269.4699	269.3838	2.2313	1.462
1/9/2 下午 02:16:17	7.1827	269.4699	269.3858	2.2308	1.458
1/9/2 下午 02:16:22	7.1345	269.4699	269.3842	2.2291	1.454
1/9/2 下午 02:16:27	7.1859	269.4699	269.384	2.2283	1.450
1/9/2 下午 02:16:32	7.1961	269.4632	269.3856	2.2284	1.447
1/9/2 下午 02:16:37	7.2106	269.4767	269.3835	2.2284	1.44
1/9/2 下午 02:16:42	7.2078	269.4699	269.3847	2.2283	1.4
1/9/2 下午 02:16:47	7.1902	269.4767	269.3854	2.228	

■ Offset adjustment

Offset Adjustment

Flow Offset (m/s)	0.0
Temperature Offset (°C)	0.0
Low Cut Off (m/s)	0.0000

Apply

■ Adjustable range

File Interface About

Display Output Setting Interpolation Information

OUT1

Quantity Flow Velocity

Response Rate (0~100) 98

Analog Range 4-20mA

Upper Range 20.0

Lower Range 0.0

☐ Alarm Mode

Upper Point 50.0

Lower Point 40.0

Upper Level 20.0

Lower level 4.0

Apply

■ Profile factor setting

Process Parameters

Temperature (°C)	20
Pressure (mBar)	1013.25
Relative Humidity (%)	50
Profile Factor	1.0000

Apply

| Ordering Guide |

	Installation	Measuring range	Output	Power supply	Cable
FTE120 —	2	05	1	1 — 1	
	0 : M16 PC nut type (0 cm probe) 1 : M16 PC nut type (5 cm probe) 2 : 1/4"PT SUS304 movable thread type (10 cm probe) 3 : 1/2"PT SUS304 movable thread type (10 cm probe) 4 : Inline type (M16 x 1.5 P) Note: Nominal probe length does not include filter length	02 : 2 m/s 05 : 5 m/s 10 : 10 m/s 20 : 20 m/s 30 : 30 m/s	1 : 4 ... 20 mA 2 : 4 ... 20 mA+RS-485 6 : 0 ... 10 V 7 : 0 ... 10 V+RS-485	DC 24 V ± 10%	1 M

| Additional Option Test Report |

For more detailed information please contact us.

■ ILAC / TAF

YUDEN-TECH CO.,LTD. Calibration Laboratory - (ILAC / TAF) Test report.

(TAF accreditation: 3032, complying with ISO / IEC 17025) TAF has mutual recognition arrangement with ILAC MRA

Project	Measurand level or range
Air velocity transmitter	0.2 m/s ... 60 m/s

■ ISO 9001

Project	Measurand level or range
Air velocity / Air volume	Air velocity : ≤ 120 m/s
	Air volume : 0.5 m ³ /h ... 1000 m ³ /h